
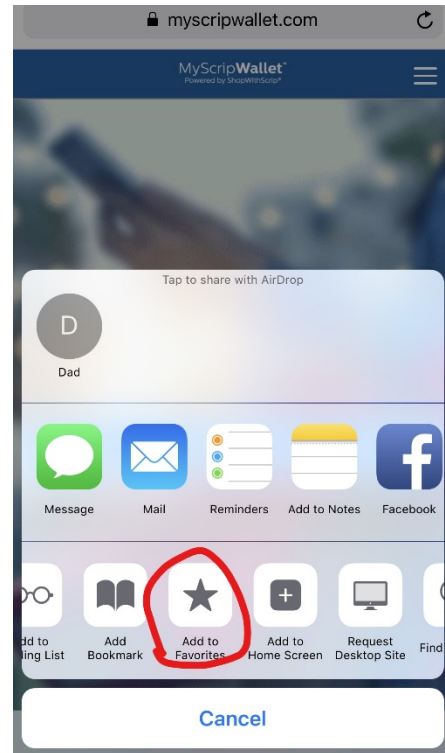
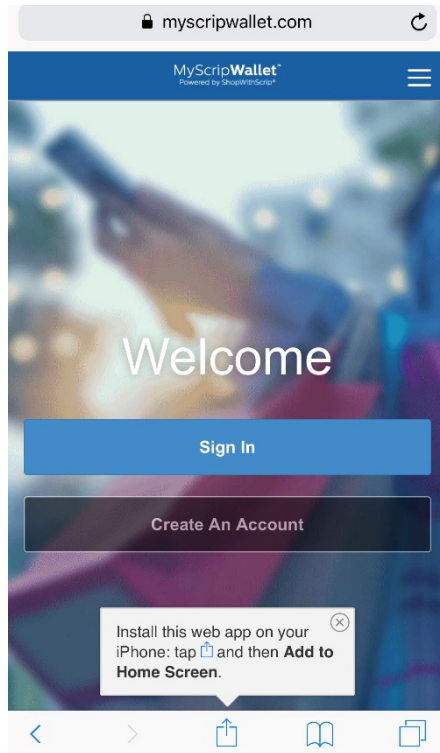



## Mobile Scrip

1. Open [MyScripWallet.com](https://myscripwallet.com) on your mobile (Apple & Android) device.
2. Follow the simple 2 steps below to add Scrip on your device.



3. Tap this icon  to open your MyScripWallet, and then tap on "Create an Account", you will then use this OLG enrollment code **C5687EF41L6I2** (It is case sensitive. Between 6 and 2, that's a lower-case L; not an I or 1).
4. Fill in all the required information and click "Register." The system will verify your phone number by sending you a verification code.
5. Setup payment type (Links to your \*bank account or pay by check)  
*\*For a small convenience fee of only \$0.15 per order, you'll have the quickest and easiest way to pay for scrip!*
6. Start shopping on **Scrip** through your mobile device for physical gift cards, reloads, and eGift cards.